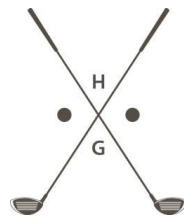


HALESWORTH GOLF LTD

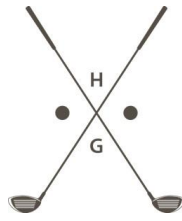
COURSE RISK ASSESSMENT

2026



Contents

General Information	3
Introduction	3
General Course Topography	3
Public Access	3
Staff Working on Course	3
Use of Trolleys, Electric Trolleys and Motorised Buggies	3
Reduced Visibility Weather Condition	3
Lightning Policy	3
Water – Ponds & Lakes	3
Paths	4
Players Insurance	4
Safety Notices	4
Private Road	4
Responsibilities	4
Risk Assessment	4
Generic Risks	4 - 5



General Information

Introduction

This assessment addresses issues appertaining to the eighteen and nine hole golf course only and does not consider any risks which may be present in or around the Clubhouse, Driving Range and Greenkeepers compound. Risks associated with Greenkeepers work duties are not considered within this assessment.

General Course Topography

The 200 acre site containing two golf courses is owned by Halesworth Golf Ltd Trading as Halesworth Golf Club. There is one public footpath on the 18 hole course on the left hand side of the 7th Hole and one public footpath on the 9 hole course on the left of the 7th hole. There is a private road separating the 5th, 6th and 7th holes on the 18 hole course. To access these holes it requires walking across a very quiet single track road. Overall both courses are built on moderately sloping ground with the majority fall away from the clubhouse.

Public Access

There are two public footpaths on the site. These are mentioned individually on each hole.

Staff Working on the Course

At all times staff working on the course have priority and no golf shots are to be played if the staff are within shot range.

Use of Trolleys, Electric Trolleys and Motorised Buggies

The Club has a duty of care to all users of the golf course. The topography of certain areas of the course is such that caution and prudence must be shown by the user of a ride-on buggy. It is also necessary for the Club to provide adequately safe means of access for all golfers including those given permission to use buggies. Moreover, the Club has to ensure the safety of golfers who do not wish to use ride-on buggies but who might be at risk from a mechanically defective ride-on buggy or its careless use. This duty of care also applies to members of the public using the various rights of way. For this reason anyone wishing to use a buggy must read and complete the buggy policy adopted by the club, please see Buggy Policy for further information.

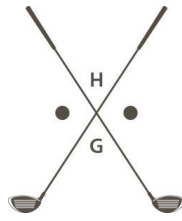
Reduced Visibility Weather Conditions

If players are in any doubt about being able to see where their shot will end, play must cease

Lightning Policy

Play must cease immediately

- **Player Detection:** The club does not operate an audible storm warning system. It is the sole responsibility of every player to monitor weather conditions. If you see lightning or hear thunder, you must assume danger is imminent.
- **Immediate Cessation of Play:** Play must cease immediately. In accordance with R&A Rule 5.7, players must not finish the hole they are playing or play another stroke. You must mark your ball or leave it in situ. Failure to stop playing immediately will result in disqualification in competitions and removal from the course.
- **Evacuation Protocol:** You must abandon all clubs, trolleys, and bags on the course. Golf buggies do not provide lightning protection and must not be used as shelter. Walk

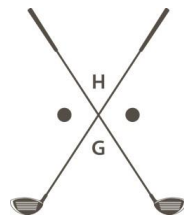


away from isolated trees, high ground, and water hazards. Seek immediate shelter in the main clubhouse.

- **Resuming Play:** Players must not return to the course until at least 30 minutes after the last audible clap of thunder or visible flash of lightning.

Water – Ditches, Ponds & Lakes

There are several ponds on the golf course (Blyth Course – 8th, 10th, 11th, Valley Course – 1st, 2nd, 9th) and a lake on the 18th on the Blyth Course and need the Clubhouse and Putting Green. All players must not walk inside the line of the hazard posts, and at no point must anyone try to retrieve a ball from any of the ponds or lake on the course



Paths

Where paths are available on the course, all golfers whether walking, using a trolley or buggy must use them. Players must use the path down the right hand side on the 4th hole of the Valley course

Players Insurance

All golfers (members & Visitors) are advised to take out adequate 3rd party insurance to provide cover for liability at law for damages payable in respect of:

- Death or Bodily Injury
- Loss of damage to material property

Private Road

Signs are positioned in various locations with clear procedures about vehicle and golfer safety while playing the 5th and 6th hole. All cars must sound their horn and all golfers must watch and stop play if they hear a car horn.

Responsibilities

The management of the club is responsible for completing this risk assessment and updating when required

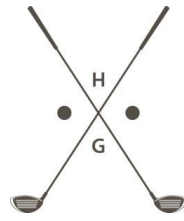
Publication of Risk Assessment

A copy of the full risk assessment is available in the following locations –

- Office
- Shop

Generic Risks

Risk Description	Grade of Risk	Solution/Recommendation
Being struck by a golf ball hit offline by a golfer playing on another part of the golf course	High	<ol style="list-style-type: none"> 1. All players must remain alert at all times to the behaviour of nearby players. 2. Players who have played an offline shot must immediately shout "FORE" to alert all surrounding players that the shot has been struck.
Being struck by a golf ball hit by a playing partner	High	<ol style="list-style-type: none"> 1. Non playing partner (s) must not advance in front of the shot being played. 2. Players who have played a shot towards a playing partner (s) must immediately shout "FORE" to alert all surrounding players that the shot has been struck.
Being struck by a golf ball played by a golfer in the following group	Medium	Following golfers must ensure that those in front have advanced further than they can hit their best shot.
Being struck by the swinging club of a playing partner	Medium	Players must stand at least 2 metres away from the arc of the swinging clubs.
Tripping on uneven, sloping, or slippery ground	Medium	<ol style="list-style-type: none"> 1. Obvious tripping hazards should be removed by fellow golfers and Greenkeeping staff. 2. Sloping areas which have become wet and are lacking in thick grass cover should be roped off by Green's staff to prevent entry by players.



		3. Extra care should be taken by all golfers.
Tripping over a fellow golfer's playing equipment, trolley or motorized buggy	High	Care should be taken by all golfers on the course.
Most of the bunkers on the 18 hole course are surrounded by steeply sloping sides. These slopes when wet are particularly slippery.	High	1. When entering/exiting bunkers to play/after playing a shot, entry and exit should be from the shallowest edge of the bunker. 2. Trolleys (whether motorised or pull) and motorised buggies must not be taken within 5m of any of these slopes in either wet or dry conditions.
Many of the teeing areas are surrounded by steep or medium sloping ground.	Medium High	Trolleys and motorised buggies are not to be taken on to these slopes in dry or wet conditions.
Throughout the courses there are steep and medium slopes which must be treated with care particularly during wet conditions. Specific slopes are dealt with accordingly	Medium High	All golfers should ensure they have golf shoes which are adequate and suitable for the ground/weather conditions on the day of play.
Water – Ditches, Ponds & Lake: There are several ponds on the course and a lake on the 18 th	High	All players must not walk inside the line of the hazard posts. At no point must anyone try to retrieve a ball from any of the ponds/lake on the course.